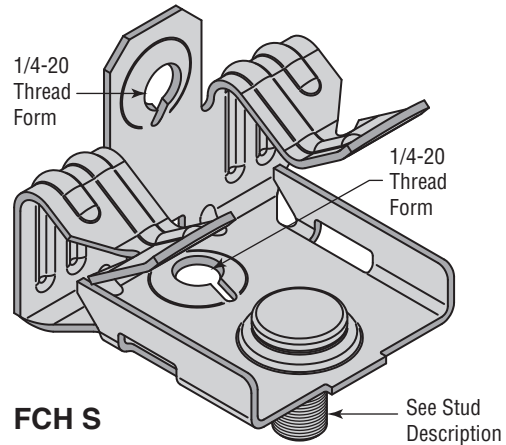
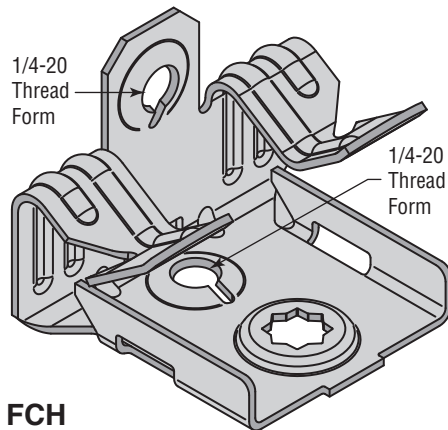


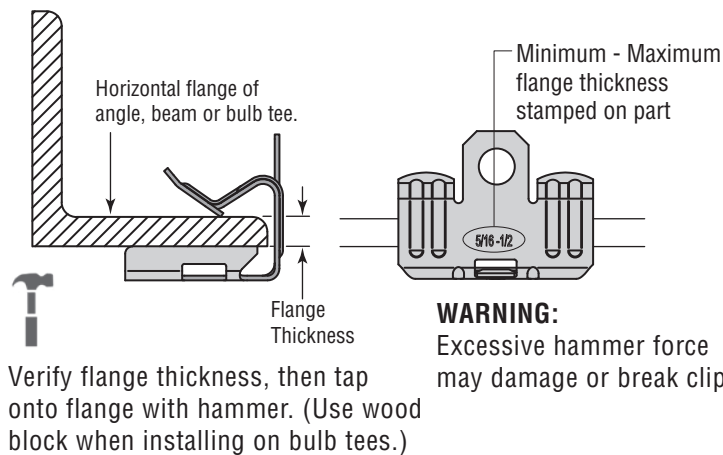
Installation and Instruction Sheets

FCH - FLANGE CLIP HAMMER ON

SHEET: 1 OF 2



INSTALLATION



Flange Thickness	Catalog Number	Stud Description
1/8" - 1/4"	FCH24	No Stud
5/16" - 1/2"	FCH58	No Stud
9/16" - 3/4"	FCH912	No Stud
1/8" - 1/4"	FCH24S	1/4-20 x 3/8" Long Stud
5/16" - 1/2"	FCH58S	1/4-20 x 3/8" Long Stud
9/16" - 3/4"	FCH912S	1/4-20 x 3/8" Long Stud



Notes:

- Not to be used on tapered flanges.
- See Sheet 2 for additional warnings, common installations and load ratings.
- For wet or dry applications.
- Hammer-on flange hangers are for single use only.
- For support of conduit per NEC 344.30(B).

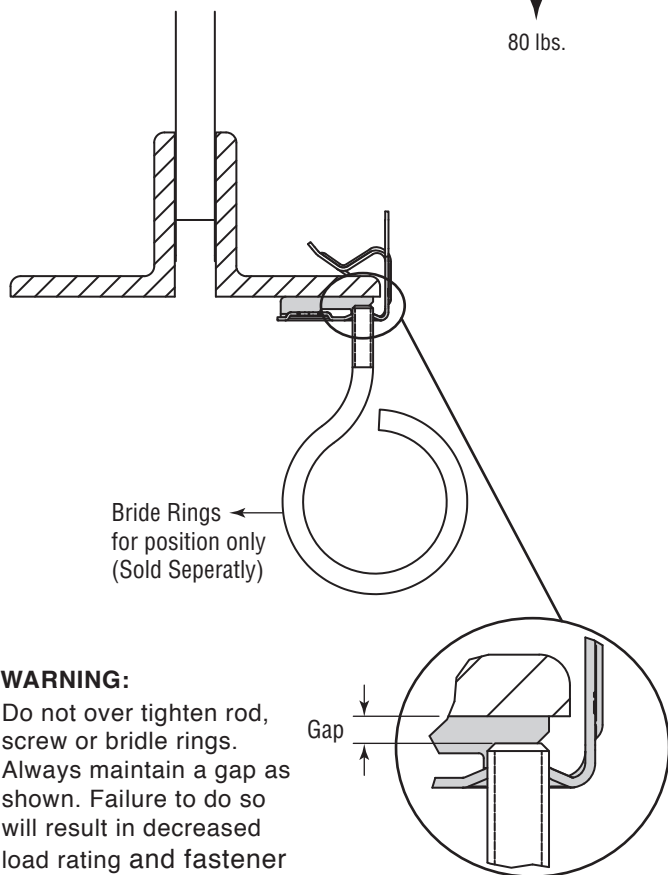
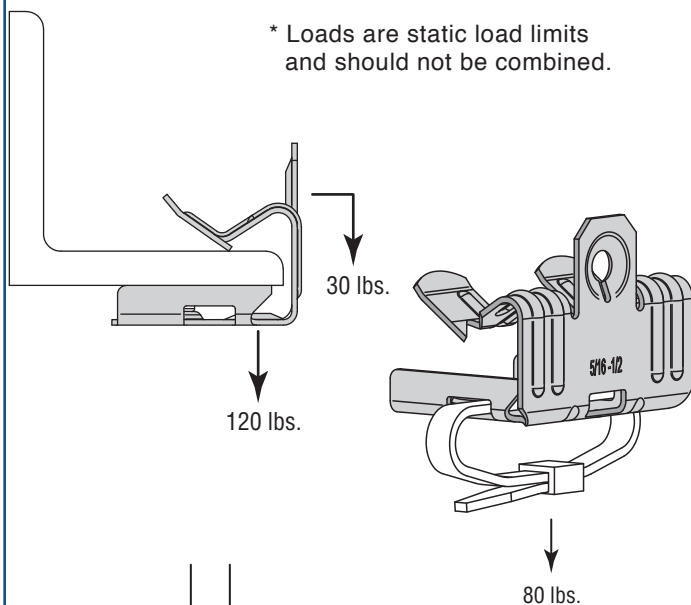
Revision: R5



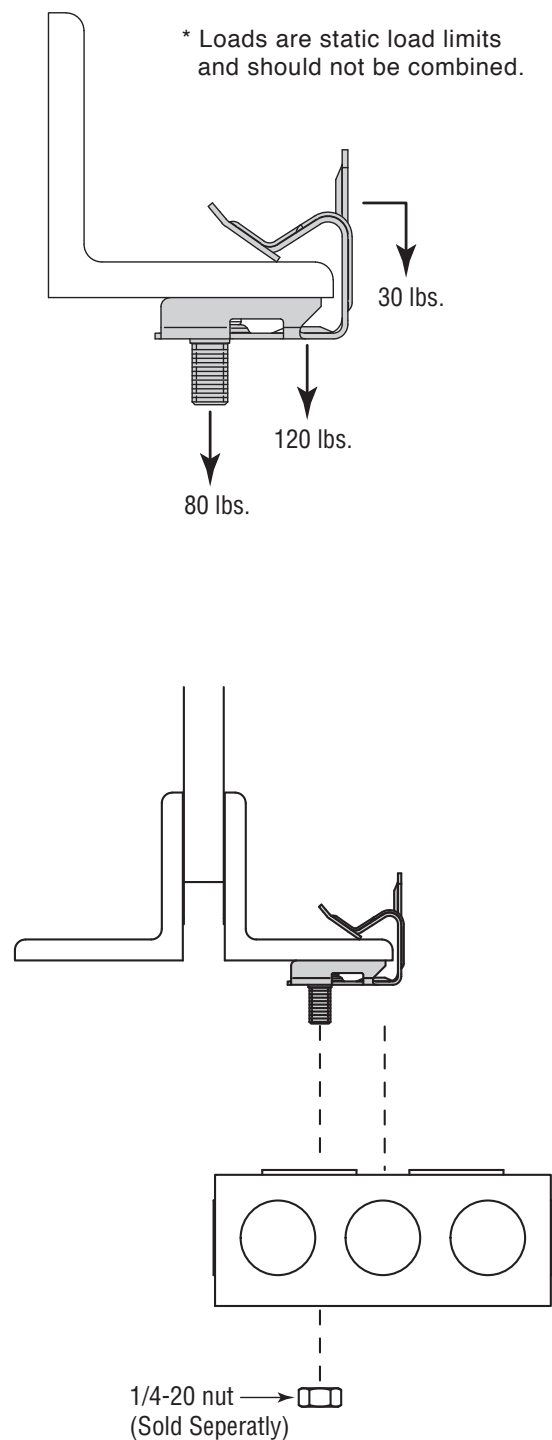
Call ZSi-Foster at
(800) 323-7053
or order now at
ZSi-Foster.com

CUSTOMER RESPONSIBILITIES: At a minimum the customer(s) is responsible for using industry standard hardware and fasteners, inspecting the structural integrity of the structure to which ZSi-Foster products will be attached, conforming to all governing codes and regulations at the job site and following all safety precautions related to the work being performed.

WARNING: ZSi-Foster products must never be used for purposes other than those for which they were designed or in any way that exceeds published load ratings. All load ratings are for static conditions and do not account for dynamic loading such as wind, water or seismic loads. ZSi-Foster products must be installed and used only as indicated in ZSi-Foster installation and instruction sheets. Improper installation, misuse, misapplication or any other failure to completely follow ZSi-Foster's instructions could lead to decreased load rating, product failure, property damage, injury or even death.

FCH:**WARNING:**

Do not over tighten rod, screw or bride rings. Always maintain a gap as shown. Failure to do so will result in decreased load rating and fastener failure.

FCH S:

Call ZSi-Foster at (800) 323-7053 or order now at ZSi-Foster.com