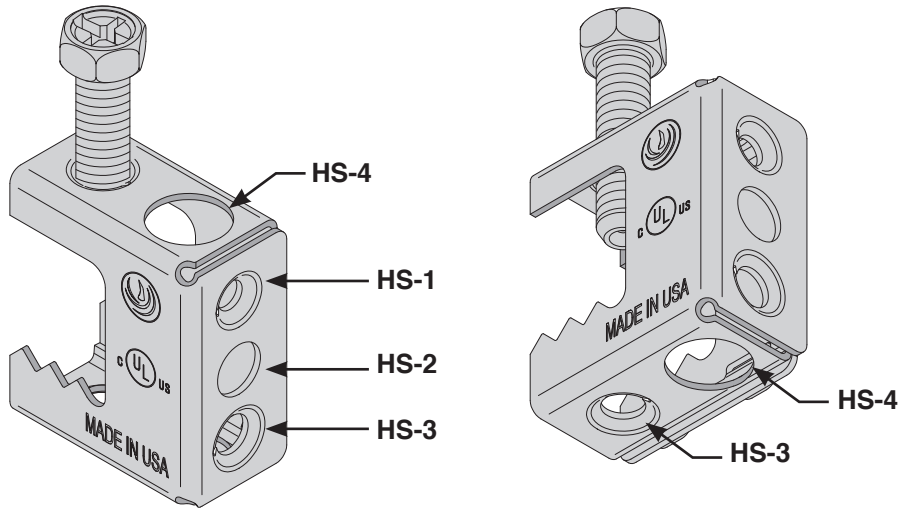


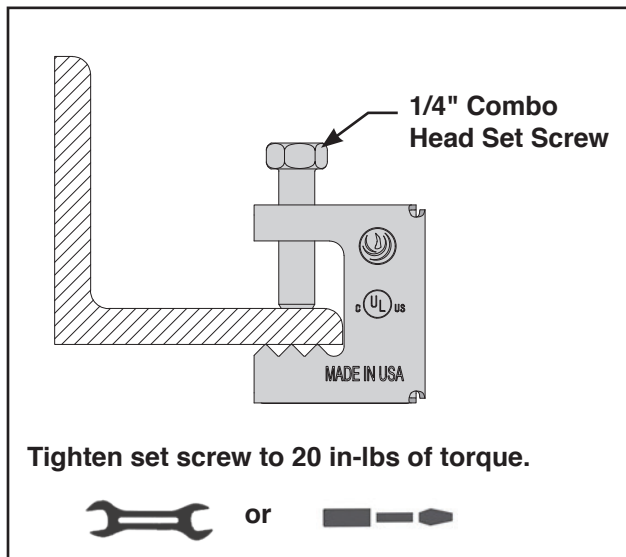
Installation and Instruction Sheets

BCL - BEAM CLAMP

SHEET: 1 OF 2



INSTALLATION



Notes:

- For wet or dry applications.
- Maximum flange thickness is 1/2".
- See sheet 2 for common installation and load ratings.
- For use with 4", 4-11/16" and octagonal outlet box.

Catalog Number	Maximum Flange Thickness	HS-1	HS-2	HS-3	HS-4
BCL	1/2"	#10-24 Thread Form	9/32" Thru Hole	1/4-20 Thread Form	13/32" Thru Hole for 1/4" or 3/8" Rod



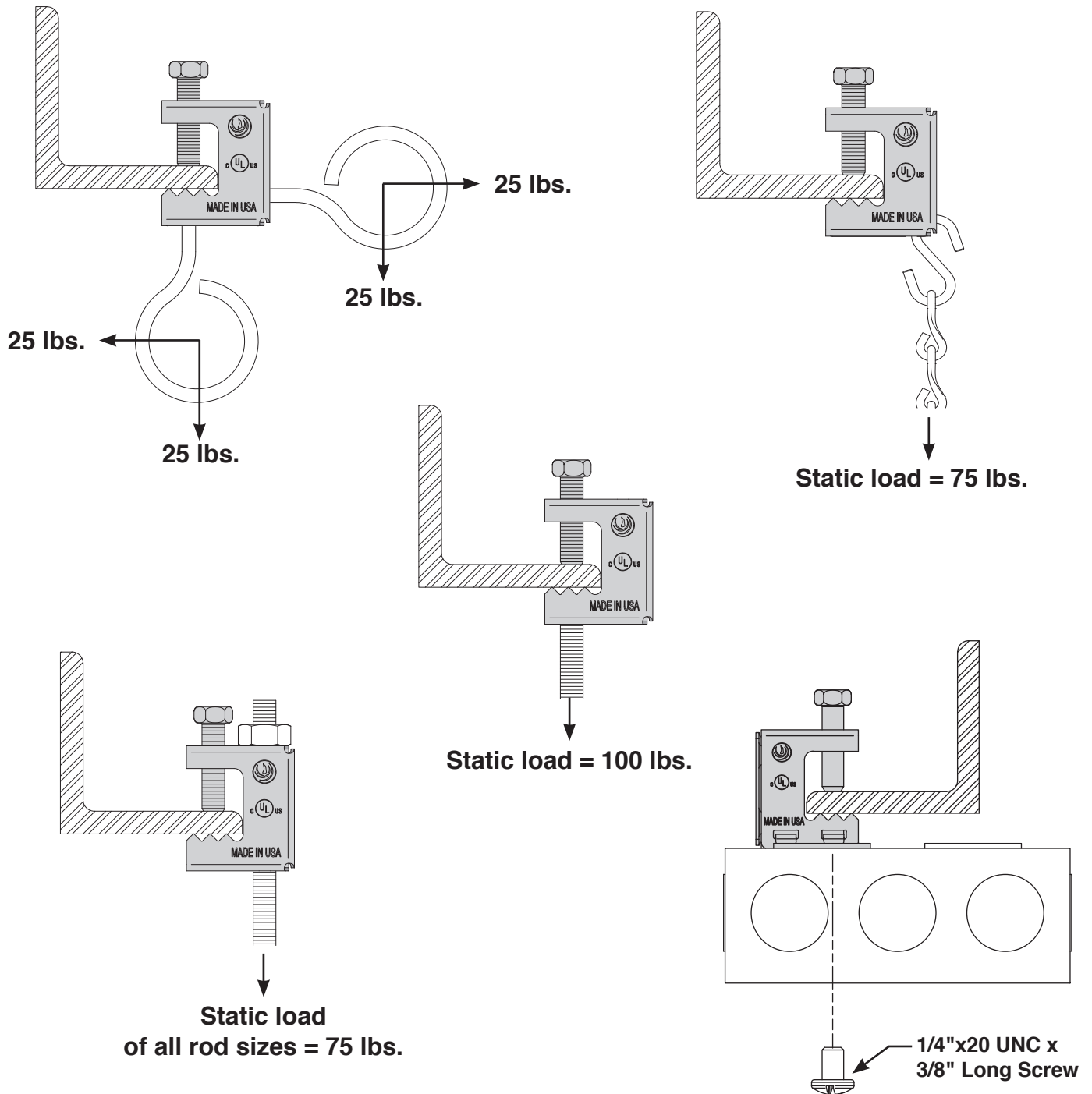
Call ZSi-Foster at
(800) 323-7053
or order now at
ZSi-Foster.com

Revision: 2

CUSTOMER RESPONSIBILITIES: At a minimum the customer(s) is responsible for using industry standard hardware and fasteners, inspecting the structural integrity of the structure to which ZSi-Foster products will be attached, conforming to all governing codes and regulations at the job site and following all safety precautions related to the work being performed.

WARNING: ZSi-Foster products must never be used for purposes other than those for which they were designed or in any way that exceeds published load ratings. All load ratings are for static conditions and do not account for dynamic loading such as wind, water or seismic loads. ZSi-Foster products must be installed and used only as indicated in ZSi-Foster installation and instruction sheets. Improper installation, misuse, misapplication or any other failure to completely follow ZSi-Foster's instructions could lead to decreased load rating, product failure, property damage, injury or even death.

COMMON INSTALLATIONS AND LOAD RATINGS:



Call ZSi-Foster at (800) 323-7053 or order now at ZSi-Foster.com