




CUSH-A-NATOR®

**A NEW BREAKTHROUGH IN CUSHIONED CLAMPING
DEVELOPED BY INDUSTRY LEADER ZSI**



Cush-A-Nator®
"Cool Blue"

Cush-A-Nator®
Standard

**PATENT
PENDING**

The Cush-A-Nator® cushion is manufactured in the United States and made from a new incredibly durable thermoplastic rubber that resists high heat and provides longer life against vibration fatigue. The Cush-A-Nator® is made from a proprietary thermoplastic vulcanized material cross-linked with high performance rubber and thermoplastic elastomers, which produces the highest operating temperature range in the industry.

- The Cush-A-Nator® "Cool Blue" has service temperatures of -65°F to 340°F (-53°C to 170°C)
- The Cush-A-Nator® standard is made from our reliable thermoplastic elastomer that has an operating range of -50°F to 275°F (-45°C to 135°C), but provides the features of the new design



Cush-A-Nator®

The Cush-A-Nator® cushion is manufactured in the United States and made from a new incredibly durable thermoplastic rubber that resists high heat and provides longer life against vibration fatigue. The Cush-A-Nator® is made from a proprietary thermoplastic vulcanized material cross-linked with high performance rubber and thermoplastic elastomers, which produces the highest operating temperature range in the industry.

Cush-A-Nator® "Cool Blue" [extended temperature -65°F to 340°F]			
Part No.			O.D. Tube Size
Steel	SS304	SS316	
HT04	HT04SS	HT04S6	1/4" (0.25)
HT06	HT06SS	HT06S6	3/8" (0.37)
HT08	HT08SS	HT08S6	1/2" (0.50)
HT10	HT10SS	HT10S6	5/8" (0.62)
HT12	HT12SS	HT12S6	3/4" (0.75)
HT14	HT14SS	HT14S6	7/8" (0.87)
HT16	HT16SS	HT16S6	1" (1.00)
HT18	HT18SS	HT18S6	1 1/8" (1.12)
HT20	HT20SS	HT20S6	1 1/4" (1.25)
HT22	HT22SS	HT22S6	1 3/8" (1.37)
HT24	HT24SS	HT24S6	1 1/2" (1.50)
HT26	HT26SS	HT26S6	1 5/8" (1.62)
HT28	HT28SS	HT28S6	1 3/4" (1.75)
HT30	HT30SS	HT30S6	1 7/8" (1.87)
HT32	HT32SS	HT32S6	2" (2.00)
HT34	HT34SS	HT34S6	2 1/8" (2.12)
HT36	HT36SS	HT36S6	2 1/4" (2.25)
HT38	HT38SS	HT38S6	2 3/8" (2.37)
HT40	HT40SS	HT40S6	2 1/2" (2.50)
HT42	HT42SS	HT42S6	2 5/8" (2.62)
HT46	HT46SS	HT46S6	2 7/8" (2.87)
HT48	HT48SS	HT48S6	3" (3.00)
HT50	HT50SS	HT50S6	3 1/8" (3.12)
HT56	HT56SS	HT56S6	3 1/2" (3.50)
HT64	HT64SS	HT64S6	4" (4.00)
HT66	HT66SS	HT66S6	4 1/8" (4.12)
HT72	HT72SS	HT72S6	4 1/2" (4.50)



- The Cush-A-Nator® "Cool Blue" has service temperatures of -65°F to 340°F (-53°C to 170°C)

Cush-A-Nator® Standard [extended temperature -50°F to 275°F]			
Part No.			O.D. Tube Size
Steel	SS304	SS316	
CN04	CN04SS	CN04S6	1/4" (0.25)
CN06	CN06SS	CN06S6	3/8" (0.37)
CN08	CN08SS	CN08S6	1/2" (0.50)
CN10	CN10SS	CN10S6	5/8" (0.62)
CN12	CN12SS	CN12S6	3/4" (0.75)
CN14	CN14SS	CN14S6	7/8" (0.87)
CN16	CN16SS	CN16S6	1" (1.00)
CN18	CN18SS	CN18S6	1 1/8" (1.12)
CN20	CN20SS	CN20S6	1 1/4" (1.25)
CN22	CN22SS	CN22S6	1 3/8" (1.37)
CN24	CN24SS	CN24S6	1 1/2" (1.50)
CN26	CN26SS	CN26S6	1 5/8" (1.62)
CN28	CN28SS	CN28S6	1 3/4" (1.75)
CN30	CN30SS	CN30S6	1 7/8" (1.87)
CN32	CN32SS	CN32S6	2" (2.00)
CN34	CN34SS	CN34S6	2 1/8" (2.12)
CN36	CN36SS	CN36S6	2 1/4" (2.25)
CN38	CN38SS	CN38S6	2 3/8" (2.37)
CN40	CN40SS	CN40S6	2 1/2" (2.50)
CN42	CN42SS	CN42S6	2 5/8" (2.62)
CN46	CN46SS	CN46S6	2 7/8" (2.87)
CN48	CN48SS	CN48S6	3" (3.00)
CN50	CN50SS	CN50S6	3 1/8" (3.12)
CN56	CN56SS	CN56S6	3 1/2" (3.50)
CN64	CN64SS	CN64S6	4" (4.00)
CN66	CN66SS	CN66S6	4 1/8" (4.12)
CN72	CN72SS	CN72S6	4 1/2" (4.50)



- The Cush-A-Nator® standard has an operating range of -50°F to 275°F (-45°C to 135°C)

Cush-A-Nator® "Cool Blue" [extended temperature -65°F to 340°F]			
Part No.			Pipe Size
Steel	SS304	SS316	
HT14P	HT14PSS	HT14PS6	1/2" (0.840)
HT17P	HT17PSS	HT17PS6	3/4" (1.050)
HT21P	HT21PSS	HT21PS6	1" (1.315)
HT30P	HT30PSS	HT30PS6	1 1/2" (1.900)
HT38P	HT38PSS	HT38PS6	2" (2.375)
HT46P	HT46PSS	HT46PS6	2 1/2" (2.875)
HT56P	HT56PSS	HT56PS6	3" (3.500)
HT64P	HT64PSS	HT64PS6	3 1/2" (4.000)
HT72P	HT72PSS	HT72PS6	4" (4.500)

Cush-A-Nator® Standard [extended temperature -50°F to 275°F]			
Part No.			Pipe Size
Steel	SS304	SS316	
CN14P	CN14PSS	CN14PS6	1/2" (0.840)
CN17P	CN17PSS	CN17PS6	3/4" (1.050)
CN21P	CN21PSS	CN21PS6	1" (1.315)
CN30P	CN30PSS	CN30PS6	1 1/2" (1.900)
CN38P	CN38PSS	CN38PS6	2" (2.375)
CN46P	CN46PSS	CN46PS6	2 1/2" (2.875)
CN56P	CN56PSS	CN56PS6	3" (3.500)
CN64P	CN64PSS	CN64PS6	3 1/2" (4.000)
CN72P	CN72PSS	CN72PS6	4" (4.500)



Cush-A-Nator® – New Installations

Step 1:



Step 2:

Insert the Cush-A-Nator® onto the pipe and then use the exclusive "Thumb Drive" to rotate into position.



Step 3:

Add Pipe Clamps and tighten the assembly.



Cush-A-Nator® – Retrofit / Replacement Applications

A key feature of the Cush-A-Nator® is this ability to place the cushion and rotate into position. *Perfect for retrofit applications!*

Retrofit - The Common Problem


Replacing a cushion within a long pipe run poses a problem. Clamps before and after the one to be replaced prohibit the pipe from being raised so that the new cushion can be installed correctly. All too often a work-around is used which compromises the connection.

Retrofit - The Perfect Solution

Step 1: Remove Bad Cushion.





Step 2: The Cush-A-Nator can be installed without raising the pipe. The unique "Thumb Drive" allows you to rotate the Cush-A-Nator into position.




Step 3: Rotated into place while on the channel and the Self-Alignment tab automatically aligns with the channel opening ready for clamping.


Step 3: Add Pipe Clamps and tighten the assembly.



Rotate into Position



Thumb Drive



"Self-Alignment"



The Cush-A-Nator® is designed to provide the user with a choice of the highest heat range resistance of any cushion on the market or simply the advanced features of a superior design. *The Cush-A-Nator® is designed and manufactured in Michigan.*



Features

A Thumb Drive

The Cush-A-Nator® has the exclusive "Thumb Drive" that provides the installer a gripping point to easily open the cushion with the help of leverage tabs and a living hinge. Easy and effortlessly to install.

B Self-Alignment

Cushion can be opened and placed over the pipe or tube and rotated into place while on the channel and automatically aligned with the channel opening ready for clamping.

C Pressure Control

The Cush-A-Nator® cushion has a built in squeeze control as part of the cushion design. The side opening and the squeeze control tab provides evenly distributed pressure around the tube or pipe.

D Complete Clamping Unit

The Cush-A-Nator® is the only strut mounted cushion that is mechanically connected to the supporting steel clamp because the bolt passes through the squeeze control tab forming the single unit connection. This design helps prevent the cushion from excess vibration by being attached directly to the clamp.

Your Single Source for Cushioned Clamping and Quick Disconnects



DISTRIBUTED BY:



ZSi-Foster

45065 Michigan Ave.
Canton, MI 48188
Tel: (734) 844-0055
Tel: (800) 323-7053
Fax: (734) 844-0066